




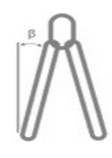
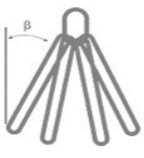


# Rated Capacities for Webslings & Roundslings

Webslings to BS EN 1492-1:2000 Roundslings to BS EN 1492-2:2000

| Safehold  |        |               |  |  |  |  |  |  |  |               |      |
|---|--------|---------------|---|--|---|---|---|---|---|---------------|------|
| WLL   | Colour | Straight Pull | Choke Hitch   | Parallel   | Basket Hitch  | Basket Hitch  | Two Leg Sling   |   | Four Leg Sling  |               |      |
|   |        | M = 1         | M = 0.8   | M = 2  | M = 1.4   | M = 1   | M = 1.4   | M = 1   | M = 2.1   | M = 1.5       |      |
|   |        |               |   |  | 0° < β ≤ 45°  | 45° < β ≤ 60°   | 0° < β ≤ 45°  | 45° < β ≤ 60°   | 0° < β ≤ 45°  | 45° < β ≤ 60° |      |
| Working Load limit (WLL) = Sling rating x Mode Factor (M*)<br><br>All loads in tonnes<br>Factor of Safety for all Webslings & Roundslings is 7:1<br><br>Colour coding only applicable with E.U for industrial equipment | 1      | Violet        | 1.0   | 0.8  | 2.0   | 1.4   | 1.0   | 1.4   | 1.0   | 2.1           | 1.5  |
|   | 2      | Green         | 2.0   | 1.8  | 4.0   | 2.8   | 2.0   | 2.8   | 2.0   | 4.2           | 3.0  |
|   | 3      | Yellow        | 3.0   | 2.4  | 6.0   | 4.2   | 3.0   | 4.2   | 3.0   | 6.3           | 4.5  |
|   | 4      | Grey          | 4.0   | 3.2  | 8.0   | 5.6   | 4.0   | 5.6   | 4.0   | 8.4           | 6.0  |
|   | 5      | Red           | 5.0   | 4.0  | 10.0  | 7.0   | 5.0   | 7.0   | 5.0   | 10.5          | 7.5  |
|   | 6      | Brown         | 6.0   | 4.8  | 12.0  | 8.4   | 6.0   | 8.4   | 6.0   | 12.6          | 9.0  |
|   | 8      | Blue          | 8.0   | 6.4  | 16.0  | 11.2  | 8.0   | 11.2  | 8.0   | 16.8          | 12.0 |
|   | 10     | Orange        | 10.0  | 8.0  | 20.0  | 14.0  | 10.0  | 14.0  | 10.0  | 21.0          | 15.0 |
|   | 12     | Orange        | 12.0  | 9.6  | 24.0  | 16.8  | 12.0  | 16.8  | 12.0  | 25.2          | 18.0 |
|   | 15     | Orange        | 15.0  | 12.0   | 30.0  | 21.0  | 15.0  | 21.0  | 15.0  | 31.5          | 22.5 |
| 20  | Orange | 20.0          | 16.0  | 40.0   | 28.0  | 20.0  | 28.0  | 20.0  | 42.0  | 30.0          |      |

## Polyester

|                          |    |
|--------------------------|----|
| ACID                     | *  |
| ALCOHOL                  | OK |
| ALDEHIDES                | NO |
| STRONG ALKALIS           | ** |
| BLEACHING AGENTS         | OK |
| DRY CLEANING SOLVENTS    | OK |
| ETHERS                   | NO |
| HALOGENATED HYDROCARBONS | OK |
| HYDROCARBONS             | OK |
| KETONES                  | OK |
| OIL, CRUDE               | OK |
| OIL, LUBRICATING         | OK |
| SOAPS & DETERGENTS       | OK |
| WATER, SEAWATER          | OK |
| WEAK ALKALIS             | OK |

\* Disintegrated by concentrated sulphuric acid  
\*\* Degraded by strong alkalis at high temp

Polyester slings should be used whenever minimum of stretch is required. They are unaffected by common acids and hot bleaching solutions.

Polyester slings must not be used with Sulphuric Acid or Alkalis. Not suitable for use at temperatures exceeding 200°C. Stretch rated capacity is approx 3%.

## General Instructions

- Always work within the WLL of your slings. Increasing the angle between the sling legs reduces the lifting capacity. Always consult your Safehold lifting chart.
- Never use damaged slings.
- Do not, under any circumstances tie knots in the sling - this will result in loss of strength and sling damage.
- Never mix the WLL of slings in one lift.
- When connecting two or more slings always use a Jokerhook.
- Never drag goods with the sling.
- Always position the sling in such a way as to ensure easy removal after use.
- Always use smooth, rounded hooks having an inside radius of not less than the sling width.
- Avoid placing more than one sling on the same hook.
- Keep slings away from acids and alkalis.
- Never use unprotected slings round sharp edges or corners, use protective sleeves to protect your sling from abrasion or cutting.
- When lifting heavy cargo using more than one sling, remember that the total weight of the load may not be evenly distributed.
- Maximum working temperatures: -40° to 100°C. Please contact us if you are using slings at the extreme of these temperatures.
- Never allow the included angle of the web slings eye to exceed 20° or use a web sling that has an eye less than 3 times the hook bearing area.
- Never lay Web or Roundslings on top of one another or crush them during a lift.

## Inspection Maintenance

The following procedures should be adopted by a sling user: Remember - the user/responsible person should always examine the sling before taking into use. All equipment should be examined by a competent person at regular intervals.

- Lay the sling on a flat surface in a well lit area.
- Examine both sides of the sling for surface chafe and any cuts - either lateral or longitudinal - or along the edges:
  - Cuts on webbing slings, particularly at the sling edge, will result in serious loss of strength. A sling so affected should be taken out of service immediately. Endless slings must be examined over the whole length.
  - Roundslings cover damage - cuts in the cover should raise serious doubts as to the integrity of the core. A sling so affected should be taken out of service immediately and inspected by a competent person.
- Where appropriate slings should be inspected for signs of chemical damage. This is indicated by local weakening or softening of the material in the webbing. Other indications may include fading and powdering of the webbing surface. Chemically damaged slings must be taken out of service.
- Examine the inside of the sling eyes, all stitching and fittings with particular care.
- Where any doubt exists as to the serviceability of a sling, Safehold should be consulted.
- Safehold slings may be cleaned if required by washing in cold water with a mild detergent.
- Avoid contact with hot surfaces and exposure to hot gasses such as those from blow lamps or welding torches.
- Remember, do not take risks. If in doubt - contact Safehold