



SENTINEL

SRL/RTFA

Instruction Manual

Models of device covered

SH-9327-2

SH-9310-3.5

SH-9420-3

SH-9450

SH-9450LECE



Read and understand instructions before using this equipment
Do not throw instructions away

Made in Taiwan

Contents

4

About & Warning

5

General use

8

Maintenance & Inspection
Inspection records &
schedule

9

Fall arrest block
service log

6

General use
Limitations of use

7


Compatibility
Fall distance calculation
Maintenance & Inspection

10

User instruction &
warning

ABOUT & WARNING

The Safehold retractable lifelines are a retractable type fall arrester designed for situations that require fall protection in order to give personnel unhindered movement.

 **Warning :** Working at height is a very dangerous activity which may lead to severe injury or fatality. We advise that you personally assume the responsibility to learn the use and the safety measures that apply to this equipment. Remember that there is no better "instruction" than that of a trained instructor. Train in the use of this device, verify that you have fully understood how it works and if in any doubt, please ask competent person!

Don't make any alterations or additions to the equipment without the manufacturer's prior written consent. Any repair shall only be made by the manufacturer.

The products shall not be used outside its limitations, or for any purpose other than that for which it is intended.

It is essential for the safety of the user that if the product is re-sold outside UK, the reseller shall provide instructions for use, for maintenance, for periodic examination and for repair in the language of the country in which the product is to be used.

If there is reason to doubt your fitness to safely absorb the shock from a fall arrest, please consult your doctor. Age and fitness seriously affect a worker's ability to withstand falls. Pregnant women or minors must not use it.



User must read, understand and observe these instructions for use.



GENERAL USE

All warnings and instructions must be provided to the authorised user.

All authorised users must reference the relevant local standards to which the device complies (eg EN360:2002). Refer to device labelling for device compliance.

Ensure working area is free from hazards and obstructions that could interfere with the working of the device or cause harm to the user.

Inspect all equipment before each use as per the manufacturer's instructions.

All equipment should be inspected on a regular basis by a competent qualified person.

A competent person must ensure the systems compatibility will not allow accidental disengagement.

Any equipment must be as the manufacturer intended. Do not use altered or modified equipment.

Repairs must only be carried out by the manufacturer or authorised service agent with written consent to do so.

Any product that has visual deformities, deterioration or unusual wear should have its webbing cut and hook removed before being discarded.

Any equipment subjected to a fall must be removed from service.

A rescue plan with the means to implement it should be in place before using this equipment.

Fall protection equipment is designed for a specific use. Never use it for something it wasn't designed to do.

Environmental hazards should be considered when using this equipment.

Equipment should not be exposed to hazardous chemicals. Inspection intervals may need to be more frequent in such environments. If in doubt contact **SAFEHOLD LTD.** for advice.

Equipment should not be exposed to any object likely to cause damage to it, including abrasive surfaces, sharp edges, extreme temperatures or moving machinery etc.

Always ensure a potential fall path is free from obstructions and has a large enough ground clearance.

Never remove a products label as it contains information important to the use of the device. If the label is missing remove the device from service immediately.

LIMITATIONS OF USE

Single person use only. Maximum user rating of 140kg. **Never exceed this weight!**

Device must always be tested for locking before every use.

Device should retract at all times, if the device does not retract, do not use. Never allow the device to retract with the line slack. Only ever retract the line under tension.

Never allow the line to become slack during use.

Never use the device as a restraint or work positioning device. Do not lubricate this device. Remove from service if the device shows signs of a fall or any part of the system fails an inspection.

Complies with:

SAFEHOLD products are made in accordance with European Standard No.EN360:2002 & VG11 For SH 9450LCCE

SH-9327-2 is a non-serviceable device, if the device does not operate correctly it must be disposed of immediately or returned to the manufacturer for inspection. Other models covered by this instruction booklet are serviceable via an approved service agent. **DO NOT** attempt to service unless you are trained and approved by Safehold.

The device must be kept clean and free from dust, dirt, grime and contaminants.

The device must be used in such a way as to minimize the likelihood of a swing fall.

Never work above the device.



COMPATIBILITY

SAFEHOLD SRL/RTFA'S are designed in conjunction with SAFEHOLD approved components.

Replacing or substituting any components in a system could reduce the effectiveness of a system, and must not be done.

FALL DISTANCE CALCULATION

The device will arrest a fall within 2m. Do not use when this is less than 3m ground clearance below the users feet. This does not take into consideration any swing fall or additional fall distance if the user is not working directly below the anchorage. For further information,

please contact SAFEHOLD.

Never work outside of a **30 degree** cone created from the device through vertical, if a fall were to

occur the device would lock and the user would swing like a pendulum and may sustain injury from this hazard.

MAINTENANCE & INSPECTION

Inspect the fall arrest block, lifeline, hook and anchorage for signs of wear, deformation, damage or corrosion.

Pull line sharply to engage brakes and ensure the brakes lock before each and every use.

Pull out line to ensure that it pays out and recoils smoothly. Ensure that the webbing is free from cuts,

abrasion and wear marks. Check steel cable for damage, kinks and rust. Check shock pack on LE device for signs of deployment.

Ensure hook swivels and twist gate operates and closes correctly.

Ensure hook load indicator is not deployed. If the red section is visible, the SRL/RTFA must be removed from service immediately.

Check the user instructions are clear and legible. If the webbing becomes wet in use, ensure webbing is extended and left to dry naturally.

To clean the housing or webbing, a mild detergent can be used with warm or cold water. The webbing must be extended from the device and left to dry naturally. Ensure that SRL/RTFA certification is current before use, the block must have been inspected within the last 12 months (6 months if used in corrosive or off-shore environments).

If for any reason the inspection of this block shows signs for concern or doubt then the block must be quarantined and removed from service immediately. Advice should be sought from the supervisor and if still concerned the block must be sent to the supplier, an approved service agent or the manufacturer for evaluation or disposal. If the device is to be discarded, the webbing or cable must be cut through to prevent further use. If this is necessary, cut the webbing at the hook end above the shock absorber allowing the webbing to be retracted into the device.

INSPECTION RECORDS & SCHEDULE

IMPORTANT : These instructions should be supplied to each person using this product. This device must be inspected according to SAFEHOLDS recommendations for safe use. Prior to each use it should be checked by the user

and at least once a year by the manufacturer or by an authorised person. The inspection should be recorded on the enclosed schedule. Connect only to fall arrest attachment of a full body harness.

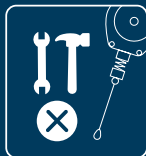
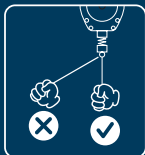
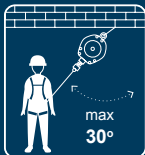
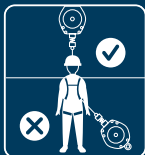
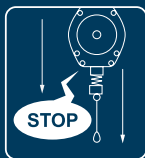
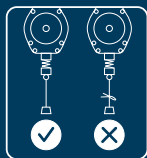
Involved notified Body:
Design and controlling stage:
SATRA Technology Centre (0321)
Rockingham Road,
Kettering Northants,
NN16 9JH, UK

IT IS ESSENTIAL TO ENSURE BEFORE USE THAT THE RECOMMENDATIONS SPECIFIC TO EACH PART ASSOCIATED WITH THIS PRODUCT ARE COMPLIED WITH, AS SPECIFIED IN THE MANUAL.

Additional model numbers may appear on the next printing of these instructions.

This instruction applies to the following models:

Description	Sample	Length	Housing Material
Retractable Lifeline	SH-9327-2	2m web	Composite
Retractable Lifeline	SH-9310-3.5	3.5m web	Alloy
Retractable Lifeline	SH-9320-3	3m cable	Alloy
Retractable Lifeline	SH-9450	6m to 20m cable	Composite
Retractable Lifeline	SH-9450LECE	6m to 10m cable LE	Composite



SH-9450 LECE
ONLY



IMPORTANT: Ensure that the anchorage point is above the user. Inspect the device, life line, hook and anchorage for signs of wear, deformation, damage or corrosion.

Ensure hook swivels and gates operate and close correctly. Ensure load indicator has not deployed. Connect only to fall arrest attachment of a full body harness.



EU DECLARATION OF CONFORMITY

This declaration of conformity is issued under the sole responsibility of the manufacturer: **SAFEHOLD LTD**: Unit 15, Regis Ind Estate, Dorset Road, Sheerness, Kent, ME12 1LY.

sales@safe-hold.com +44 (0) 1795 668862

Model No.

SH-9327-2/SH-9310-3.5/SH-9320-3/SH-9450 & SH-9450LECE

Product:

Part code	Description
30050	SH-9327-2m Webbing Safehold fall arrest block c/w swivel hook & top karabiner. Maximum user weight 140 kg
30051	SH-9310-3.5m Webbing Safehold fall arrest block c/w swivel hook & top karabiner. Maximum user weight 140 kg
30052	SH-9420-3m Safehold fall arrest block c/w load indicator hook & top karabiner. Maximum user weight 140 kg
30001	SH-9450-6m Safehold fall arrest block c/w load indicator hook & top karabiner. Maximum user weight 140 kg
30101	SH-9450-10m Safehold fall arrest block c/w fall indicator hook & top karabiner. Maximum user weight 140 kg
30201	SH-9450-15m Safehold fall arrest block c/w fall indicator hook & top karabiner. Maximum user weight 140 kg
30301	SH-9450-20m Safehold fall arrest block c/w fall indicator hook & top karabiner. Maximum user weight 140 kg
30401	SH-9450LE-6m Leading edge Safehold fall arrest block c/w shockpack & top karabiner. Maximum user weight 140 kg
30501	SH-9450LE-10m Leading edge Safehold fall arrest block c/w shockpack & top karabiner. Maximum user weight 140 kg

We hereby declare that the above referenced product, to which this declaration relates, is in conformity with the provisions of: -

PPE Regulation 2016/425 - Standard EN 360:2002

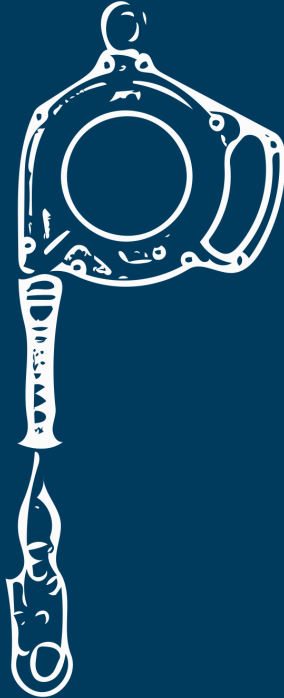
SAFEHOLD LTD

Name: Lee Maunsell **Position:** Technical Manager **Date:** 26/09/2022



Safehold

HEIGHT SAFETY & LIFTING GEAR



www.safe-hold.com